

The ENTRACK Training Platform is part of the ENTRACK project, which supports local and regional authorities, civil society, and organizations in designing inclusive energy transition plans. It provides free online courses that combine policy knowledge, practical tools, and funding guidance, with certificates awarded upon completion.

This guide is for:

- Learners who want to understand how to use the platform.
- Consortium partners who need onboard stakeholders.

System Requirements

To ensure smooth use:

- Browsers: Latest versions of Chrome, Firefox, Edge, or Safari.
- Devices: Desktop/laptop recommended; mobile and tablet supported.
- Internet.
- Accessibility: Compatible with screen readers; adjustable text size; multilingual interface.

Account Management

- Register:
 - Go to training.entrack-project.eu.
 - Click Login → Create Account.
 - Enter name, email, password, affiliation and country.



Create Your Free Account

Join our community of learners and unlock new skills today!

First Name

Last Name

Choose a Username

Your Email Address

Create a Password

Confirm Password

Affiliation / Specialization

Country

By signing up, I agree with the website's [Terms & Conditions](#).

GET STARTED

Already have an account? [Log in here](#)

Figure 1: Create Account

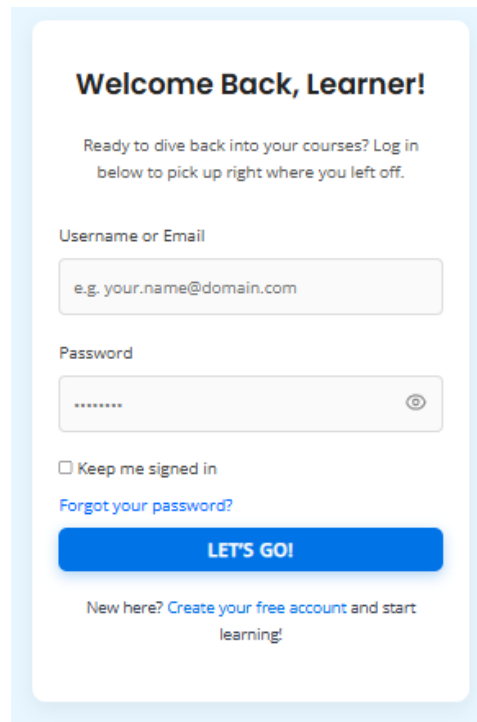


Login: Use your credentials to access courses.

Password Reset: Click Forgot Password on the login page.

Profile Updates: Change language, email, or password in your account settings.

Privacy: Data is handled according to EU GDPR. See ENTRACK's privacy policy for details.



The screenshot shows a login interface with the following elements:

- Header:** "Welcome Back, Learner!"
- Text:** "Ready to dive back into your courses? Log in below to pick up right where you left off."
- Form Fields:**
 - "Username or Email" field with placeholder "e.g. your.name@domain.com"
 - "Password" field with masked characters "*****" and an eye icon for visibility toggle.
- Options:**
 - "Keep me signed in"
 - [Forgot your password?](#)
- Button:** A blue button labeled "LET'S GO!"
- Footer:** "New here? [Create your free account](#) and start learning!"


Figure 2: Login

Platform Navigation

- **Home Page:** Overview of ENTRACK's mission and training offer.
- **All Courses:** Browse available modules.
- **About Us:** Learn about the ENTRACK project and partners.
- **Contact:** Reach the project coordinator or communications team.
- **Language Switcher:** Bottom-left menu allows switching between English, Greek, Italian, Portuguese, Spanish, and Catalan.



RETE ASSIST



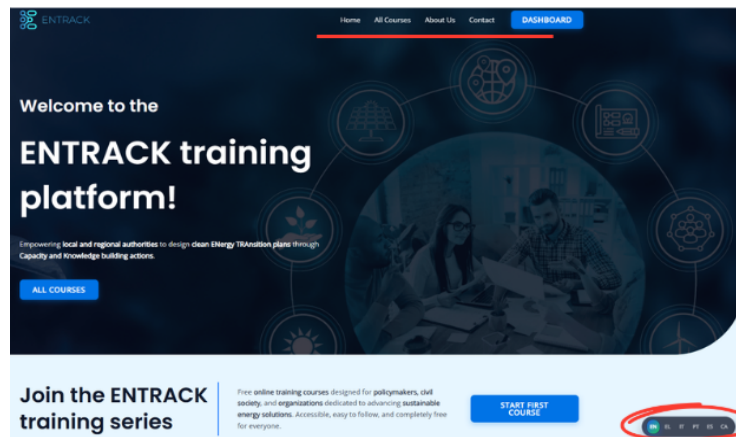


Figure 3: Platform overview

Course Structure & Progress Tracking

Courses are organized into six thematic areas, each containing a set of relevant modules. By selecting the thematic area that interests you, you can view a **course summary** along with the key learning objectives. Users can participate in courses after completing registration. From this section, users also gain direct access to the course content, which includes both **video lessons** and **quizzes**. All courses are delivered in the form of videos and slides with voice-over narration. To begin, simply click the **Enroll Now** button.

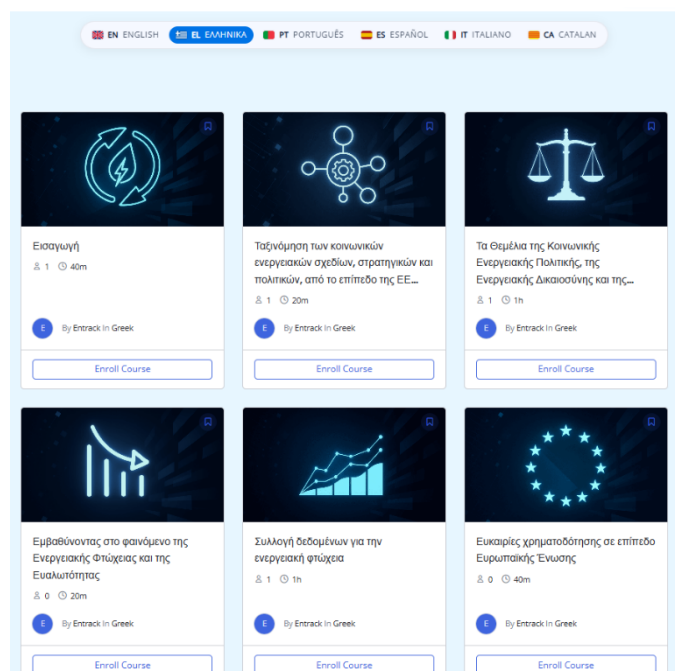


Figure 4: All courses



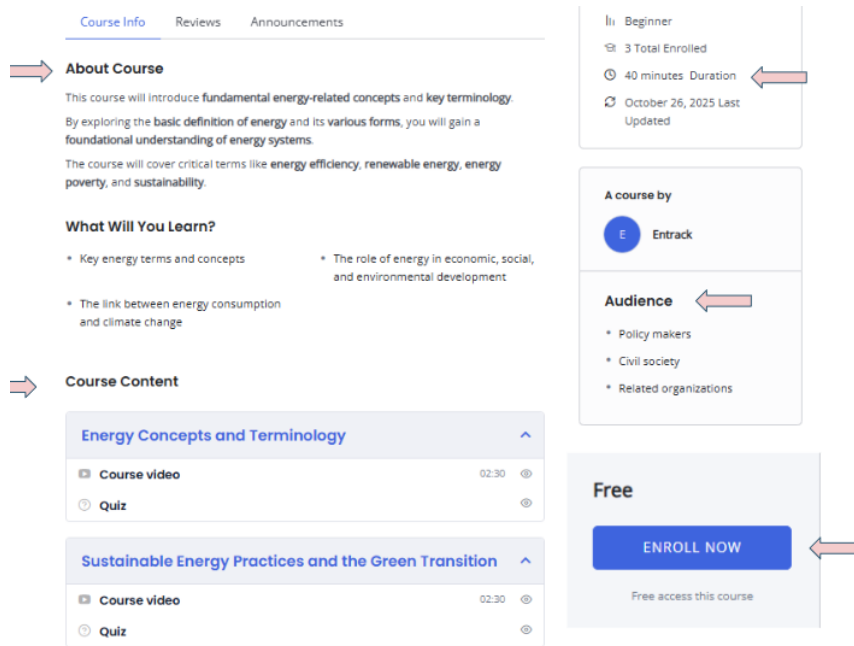


Figure 5: Course info

Once enrolled, users gain access to the video course, which typically lasts between 10 and 25 minutes depending on the topic. Beneath the video player, a structured list of the main sections covered in the course is displayed. In addition, all slides used in the presentation are available for download as a PDF file, providing a convenient resource for future reference and offline study. This combination of video, narrated slides, and downloadable materials ensures that learners can engage with the content both during the session and afterwards.

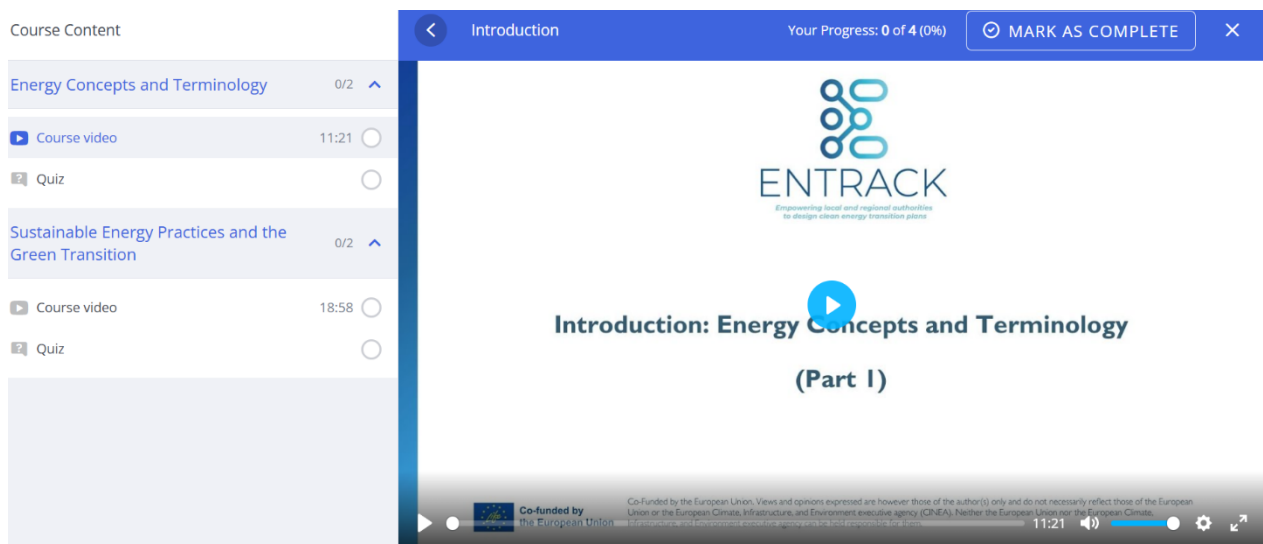


Figure 6: Course video



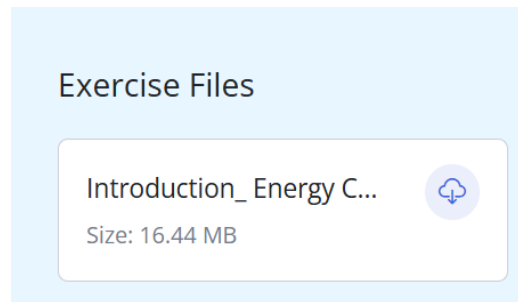


Figure 7: Course slides

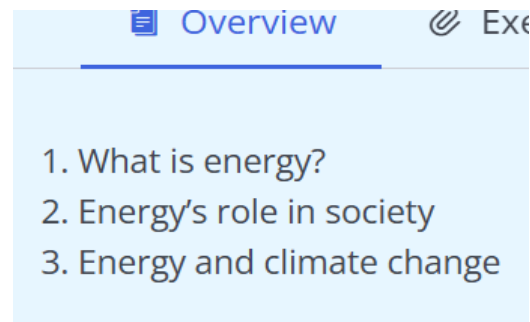


Figure 8: Course overview

After completing the video lesson, users must click the **Next** button to access the dedicated quiz, which is designed to assess the knowledge acquired during the course. Each quiz consists of **six multiple-choice** questions that cover the key concepts presented in the video. Learners can attempt the quiz as many times as they wish, with no time restrictions. A passing score is set at **70%**, and once achieved, users can proceed to the next course.



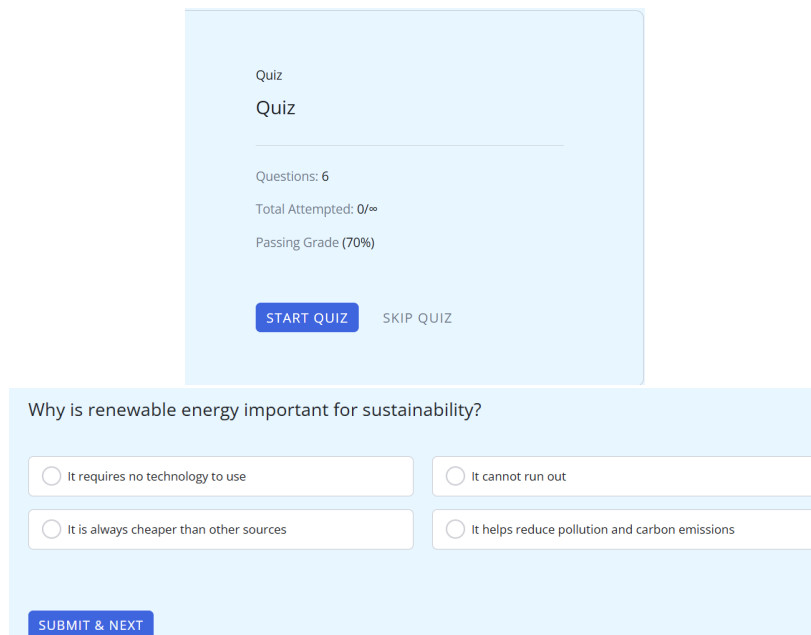


Figure 9: Quiz

The platform automatically saves each learner’s progress, allowing users to resume their courses exactly where they left off. The system keeps track of all courses that have been completed as well as those still in progress, ensuring an uninterrupted learning experience. Within their personal account, users can view the number of courses they are enrolled in and monitor their quiz activity, with a detailed record of all attempts and results available for review. This makes it easy to track progress over time and identify areas for improvement. In addition, the account dashboard includes a wish list feature, where users can save preferred courses they plan to take in the future.

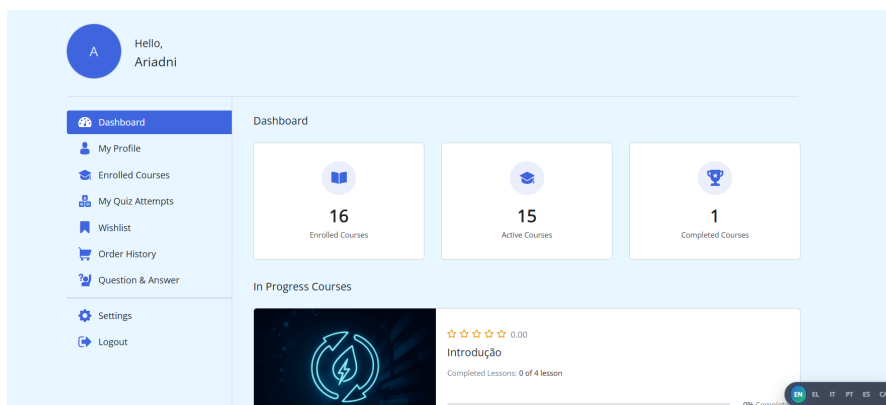


Figure 10: Account



Upon completing the courses, users will automatically receive via an email a personalised certificate that includes their name and the date of completion.



Figure 11: Certificate

Support & Contact

For any **technical issues** encountered while using the ENTRACK Training Platform, users can contact the project's communications team directly via the official email address provided on the platform (info@entrack-project.eu). In addition, users may reach out to the organization responsible for the ENTRACK pilot activities if they require further information or clarification regarding the training courses.

Portugal: Rita Lopes, NOVA – Email: rjl@fct.unl.pt

Italy: Marina Varvesi, AISFORE – Email: varvesi@aisfor.it

Spain: Joan Estalella, ECOSERVEIS – Email: joan.estalella@ecoserveis.net

Greece: Citizen Crossroads – Email: info@citizencrossroads.eu

